

Maric Constant Flow Valves

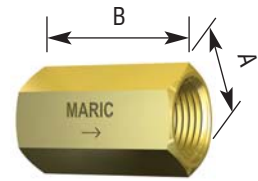
Constant Flow Rate Regardless of Pressure




Est. 1963

## Availability & Specifications – Maric Flow Control Valves


Body Sizes	Configurations <i>First letter specifies inlet</i>	Flow Rate Availability <i>See all Available Flow Rates below</i>
6mm (1/4")	F&F	from 0.4 to 9 l/m
10mm	F&F	from 0.4 to 9 l/m
15mm	F&F, M&F, F&M	from 0.4 to 23 l/m
20mm	F&F, M&F, F&M	from 0.4 to 54 l/m
25mm	F&F, M&F, F&M	from 0.4 to 114 l/m
32mm	F&F	from 0.4 to 233 l/m
40mm	F&F	from 0.4 to 233 l/m
50mm	F&F	from 0.4 to 342 l/m



F&F



M&F



F&M

### Dimensions & Weights

Nominal size	1/4"	10	15	20	25	32	40	50
A/F Dimension "A"	18.0	22.0	25.4	31.8	40.0	50.8	57.0	70.0
FF Body Length "B"	32.0	33.1	41.8	47.9	58.0	66.2	66.2	74.8
MF Body Length "C"	-	15.0	23.2	30.8	39.7	-	-	-
FM Body Length "D"	18.4	15.0	23.2	28.6	36.4	-	-	-
Approx Weight Kg	0.06	0.07	0.1	0.18	0.3	0.6	0.8	1.3-2.2

### Standard Performance

**Pressure Differential Range**  
**Flow Rate Accuracy**  
**Headloss**  
**Available Flow Rates**  
(litres/min)

Unless otherwise specified, **standard** Nitrile "**Precision**" type control rubbers are fitted giving the valve the following standard performance; (Refer also to available; Product Data – Control Rubbers – Precision)

140 – 1000 kPa with Precision Rubbers fitted. (Higher DP options available)

+/- 10%

140 kPa at rated flow. ( At lower than rated flows headloss reduces significantly. )

.4 / .45 / .5 / .55 / .63 / .7 / .8 / .9 / 1.0 / 1.1 / 1.2 / 1.3 / 1.5 / 1.6 / 1.8 / 2.0 / **2.3** / 2.5 / 2.8 / 3.2 / **3.5** / 4.0 / **4.5** / 5.0 / 5.5 / 6.3 / **7.0** / 8.0 / **9.0** / 10 / **11** / 12 / **13** / 15 / **16** / 18 / **20** / 23 / **25** / 28 / **32** / 36 / **41** / 45 / **49** / 54 / **59** / 66 / 73 / 82 / 91 / 102 / 114 / 125 / 138 / 150 / 162 / 180 / 199 / 216 / 233 lpm up to 342 lpm

Kwyflo flow rate options, (quiet design) are limited to the flows listed in **underlined bold type**

<b>Materials</b>	<b>Body</b>	"DR" Brass to AS1562 alloy 352 (plus chrome plating if applicable) Chrome plated valves are available in most 15, 20 & 25mm body sizes
<b>Construction</b>	<b>Assembly Threads</b>	Valves comply to Australian Technical Standards ATS5200-037.1 & AS4020 BSPT to AS ISO 7.1-2008 Male Series R, Female RP
<b>Max Pressure Differential</b>		1500 kPa (for N6 and EP rubbers only)
<b>Max Hydrostatic Pressure</b>		6000 kPa
<b>Max Temperature</b>		60°C for Nitrile control rubbers, 100°C for EPDM
<b>Compatible Control Rubbers</b>		Standard Precision P (Non Standard LP, N6, EP, S, V, K, HF)

### Specifying valves

When ordering these valves, please be sure to specify;

- Body size • Thread configuration • Body material
- Control rubber material and pressure differential range - if other than Precision
- Flow Rate



www.maric.com

Telephone:

08 8431 2281

(+61 8 8431 2281)

Facsimile:

08 8431 2025

